



Introduction

XLR dynamic microphone

M15D is a high quality handheld dynamic microphone, great for live use, as dynamic microphones can be more rugged and able to withstand life on the road.

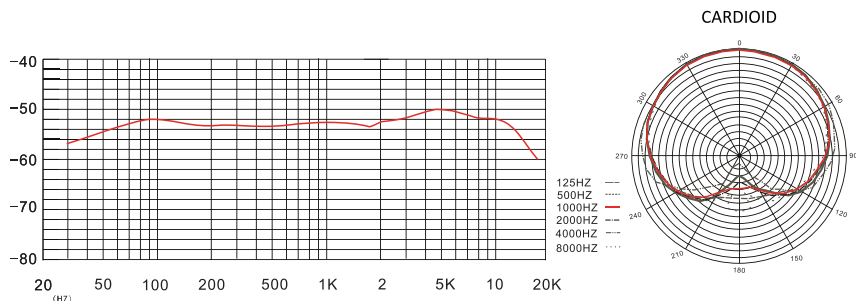
Key Features

- ▶ Durable metal body
- ▶ Cardioid pickup to reduce unwanted noise
- ▶ Uni-directional hyper cardioid pattern diaphragm
- ▶ Balanced XLR connector
- ▶ Locking on/off switch

Specifications

MODEL NAME	M15D
Element	Dynamic
Polar pattern	Hyper Cardioid uni-directional
Frequency Response	50Hz - 16kHz
Sensitivity	-50dB±3dB (0dB=1V/pa at 1kHz)
Output impedance	350Ω±20% at 1kHz
Body dimensions	50mmØ x 195mm

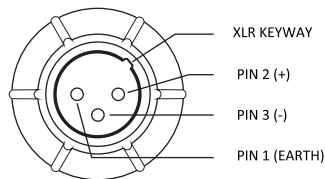
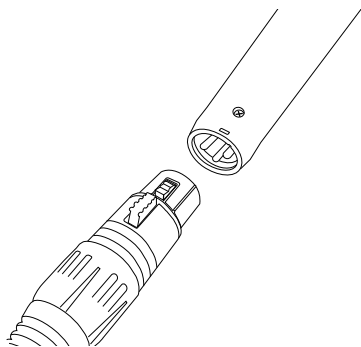
Frequency response diagram



To connect an XLR cable

1 To hold the M15D in one hand and your 3-pin XLR cable in the other, align the slot on the XLR cable to the groove on the inside of M15D body and insert. Ensure that the XLR cable 'clicks' into place so that it can not be removed unless the release latch is used.

2 Please ensure the XLR cable you are using is wired correctly to match the output pins on the M15D. You may of course use XLR-XLR, XLR-jack, or XLR-mini jack plugs depending on your relevant input socket.



What's in the box

- 1 x AUDIQ M15D XLR dynamic microphone
- 1 x CONNEQ CL2 microphone clip
- 1 x CONNEQ WS1 windshield
- 1 x CONNEQ CA1 soft carry pouch
- 1 x User Guide